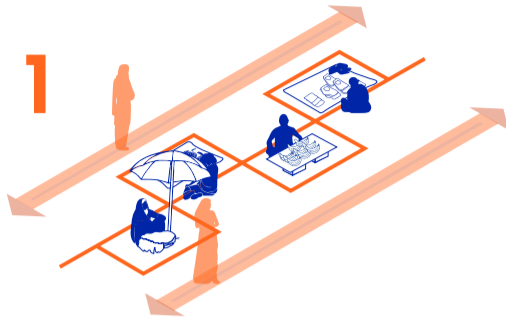
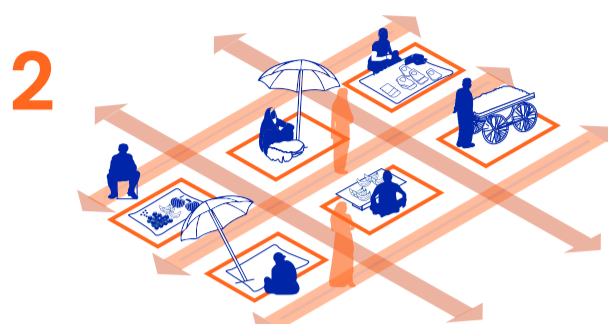


Strategies to arrange markets

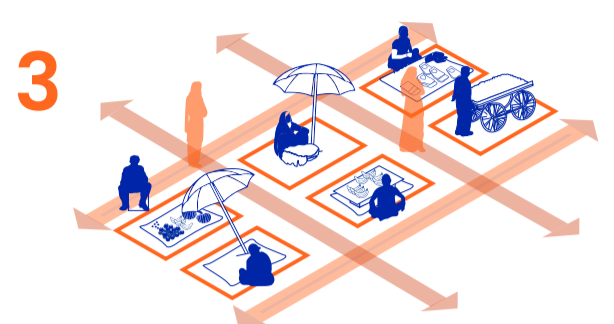
Markets around the world are using different layouts to ensure social distancing. Here are a few examples -



Zig-Zag layout

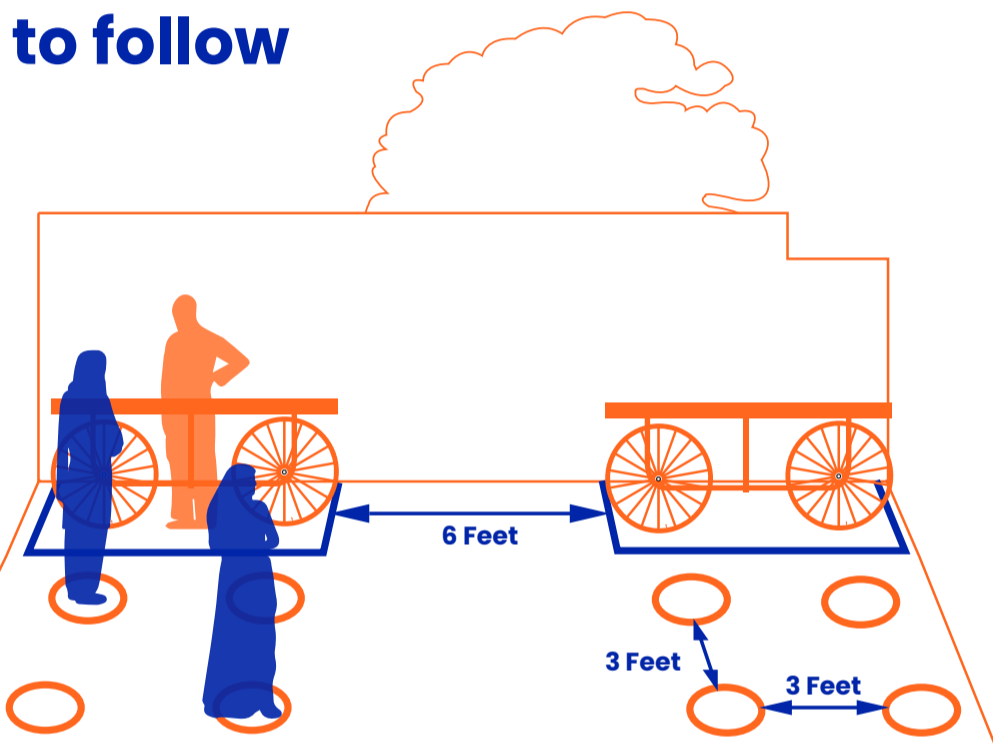


Open grid layout

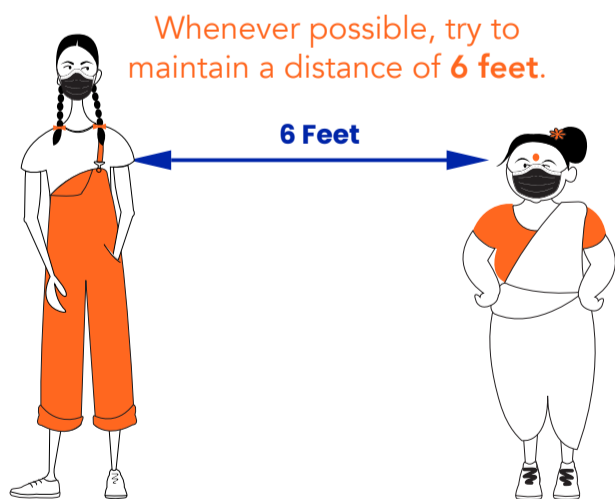


Closed grid layout

Dimensions to follow



A distance of 6 feet should be maintained between the vending carts and minimum 3 feet between the customers.



Simple Tips for social distancing



Paint can be used to demarcate circles where customers stand



Social distancing signs can also be spray painted on walls to create awareness



Paper & cardboard can be used to make flyers, posters and placards for public awareness



Announcements can be made for public awareness



Foot operated D-I-Y sanitization and wash stations can be made using PVC pipes cut to size



Ropes can be used to create barriers between customers and vendors, and also to guide customers' flow



STRATEGIES TO CREATE DISTANCE OR BARRIER BETWEEN CUSTOMERS & VENDORS



1
Create a barrier with rope or bamboo



2
Create a screen in the middle using a plastic sheet



3
Create distance using milk or egg crates